

Front Elevation

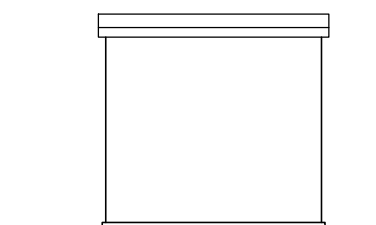
Scale 1:100

Rear Elevation

Scale 1:100

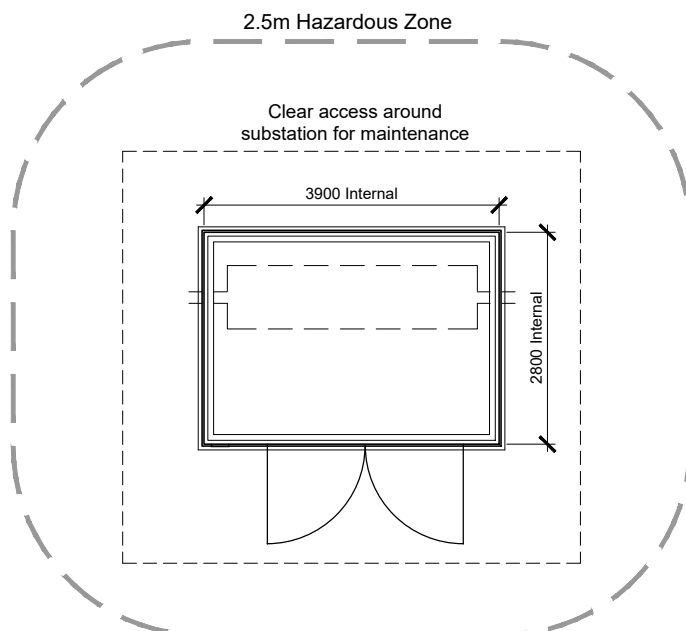
Side Elevation

Scale 1:100



Side Elevation

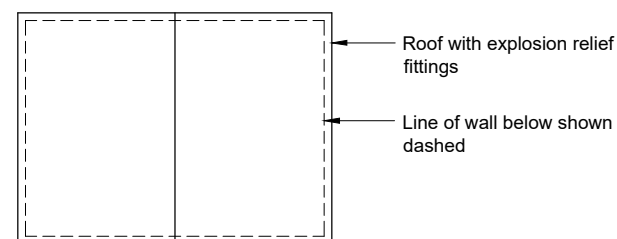
Scale 1:100



Floor Plan

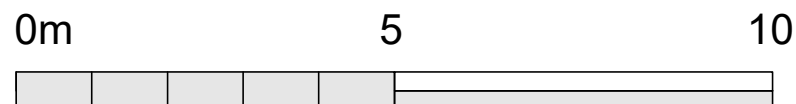
Scale 1:100

Substation



Roof Plan

Scale 1:100



Scale Bar

REVISIONS

CLIENT PLATINUM RETAIL

PROJECT THE QUADRANT  
WYBERTON  
PE21 7NE

TITLE SUBSTATION  
DETAILS

DATE 23.02.22

SCALE 1:100 @ A4

JOB ID 1938

DWG 11